



NIT:605.018.833-8


EJECUCION PRESUPUESTAL DE INGRESOS
CORRESPONDIENTE AL MES DE ENERO DE 2017


RUBRO	DESCRIPCION	PRESUPUESTO INICIAL	MODIFICACIONES	TOTAL PRESUPUESTO	RECAUDOS ANTERIORES	RECAUDOS DEL MES	RECAUDOS ACUMULADOS	POR RECAUDAR	% REC
1	INGRESOS	14.080.624.245,00	00,00	14.080.624.245,00	00,00	29.604.169,19	29.604.169,19	14.051.420,075,81	00,21
11	RENTAS PROPIAS	153.000.000,00	00,00	153.000.000,00	00,00	12.279.662,00	12.279.662,00	140.720.338,00	08,03
111	INGRESOS CORRIENTES	153.000.000,00	00,00	153.000.000,00	00,00	12.279.662,00	12.279.662,00	140.720.338,00	08,03
1112	NO TRIBUTARIOS	153.000.000,00	00,00	153.000.000,00	00,00	12.279.662,00	12.279.662,00	140.720.338,00	08,03
11123	VENTA DE BIENES Y SERVICIOS	153.000.000,00	00,00	153.000.000,00	00,00	12.279.662,00	12.279.662,00	140.720.338,00	08,03
111232	VENTA DE SERVICIOS	153.000.000,00	00,00	153.000.000,00	00,00	12.279.662,00	12.279.662,00	140.720.338,00	08,03
11123202	SERVICIOS DE PREVISION SOCIAL	153.000.000,00	00,00	153.000.000,00	00,00	12.279.662,00	12.279.662,00	140.720.338,00	08,03
1112320201	TASA PARA RECTIFICACION DE SERVICIOS	153.000.000,00	00,00	153.000.000,00	00,00	12.279.662,00	12.279.662,00	140.720.338,00	08,03
111232020101	LABORATORIO Y DIAGNOSTICO	153.000.000,00	00,00	153.000.000,00	00,00	12.279.662,00	12.279.662,00	140.720.338,00	08,03
11123202010101	ANALISIS MICROBIOLÓGICO Y FÍSICO QUÍMICO	153.000.000,00	00,00	153.000.000,00	00,00	12.279.662,00	12.279.662,00	140.720.338,00	08,03
111232020101010101	ANÁLISIS MICROBIOLÓGICO Y FÍSICO QUÍMICO / RECURSOS PROPIOS	153.000.000,00	00,00	153.000.000,00	00,00	12.279.662,00	12.279.662,00	140.720.338,00	08,03
12	TRANSFERENCIAS	13.927.624.245,00	00,00	13.927.624.245,00	00,00	00,00	00,00	13.927.624.245,00	00,00
121	TRANSFERENCIAS CORRIENTES	13.927.624.245,00	00,00	13.927.624.245,00	00,00	00,00	00,00	13.927.624.245,00	00,00
1212	DEL DEPARTAMENTO	13.927.624.245,00	00,00	13.927.624.245,00	00,00	00,00	00,00	13.927.624.245,00	00,00
12121	RENTAS CEDIDAS	5.600.800.370,00	00,00	5.600.800.370,00	00,00	00,00	00,00	5.600.800.370,00	00,00
12121001	RENTAS CEDIDAS / RENTAS CEDIDAS	5.600.800.370,00	00,00	5.600.800.370,00	00,00	00,00	00,00	5.600.800.370,00	00,00
12122	MINPROTECCION	8.326.823.875,00	00,00	8.326.823.875,00	00,00	00,00	00,00	8.326.823.875,00	00,00
12122002	MINPROTECCION / MINPROTECCION ETV	1.962.202.313,00	00,00	1.962.202.313,00	00,00	00,00	00,00	1.962.202.313,00	00,00
12122005	MINPROTECCION / S.G.P. CSF	6.364.621.562,00	00,00	6.364.621.562,00	00,00	00,00	00,00	6.364.621.562,00	00,00
13	RECURSOS DE CAPITAL	00,00	00,00	00,00	00,00	17.324.507,19	17.324.507,19	(17.324.507,19)	00,00
132	RENDIMIENTOS POR OPERACIONES	00,00	00,00	00,00	00,00	16.701.658,19	16.701.658,19	(16.701.658,19)	00,00
1321	RENDIMIENTO POR OPERACIONES FINANCIERAS	00,00	00,00	00,00	00,00	16.701.658,19	16.701.658,19	(16.701.658,19)	00,00
1321001	RENDIMIENTO POR OPERACIONES FINANCIERAS / RENTAS CEDIDAS	00,00	00,00	00,00	00,00	60.291,00	60.291,00	(60.291,00)	00,00
1321002	RENDIMIENTO POR OPERACIONES FINANCIERAS / MINPROTECCION ETV	00,00	00,00	00,00	00,00	727.373,00	727.373,00	(727.373,00)	00,00
1321004	RENDIMIENTO POR OPERACIONES FINANCIERAS / RECURSOS PROPIOS	00,00	00,00	00,00	00,00	14.575.949,19	14.575.949,19	(14.575.949,19)	00,00
1321005	RENDIMIENTO POR OPERACIONES FINANCIERAS / S.G.P. CSF	00,00	00,00	00,00	00,00	1.338.045,00	1.338.045,00	(1.338.045,00)	00,00


[Handwritten signature]

EJECUCION PRESUPUESTAL DE INGRESOS
CORRESPONDIENTE AL MES DE ENERO DE 2017

RUBRO	DESCRIPCION	PRESUPUESTO INICIAL	MODIFICACIONES	TOTAL PRESUPUESTO	RECAUDOS ANTERIORES	RECAUDOS DEL MES	RECAUDOS ACUMULADOS	POR RECAUDAR	% REC
133	OTROS INGRESOS DE CAPITAL	00.00	00.00	00.00	00.00	622,849.00	622,849.00	(622,849.00)	00.00
1332	RENTEGROS	00.00	00.00	00.00	00.00	622,849.00	622,849.00	(622,849.00)	00.00
1332	RENTEGROS/ RENTAS CEDIDAS	00.00	00.00	00.00	00.00	106,156.00	106,156.00	(106,156.00)	00.00
1332	RENTEGROS/ MINPROTECCION ETV	00.00	00.00	00.00	00.00	516,693.00	516,693.00	(516,693.00)	00.00


Ing. DIEGO VICTORIA MEJIA
Director General


Dra. DIALMA ALEJANDRA REYES SOTELO
Subdirector Administrativo


Ing. LILIANA BETTY BARROS QUINONES
Profesional Universitario



NIT:805.018.833-8

EJECUCION PRESUPUESTAL DE GASTOS
CORRESPONDIENTE AL MES DE ENERO DE 2017

RUBRO	DESCRIPCION	APROPIACION INICIAL	MODIFICACIONES	APROPIACION VIGENTE	DISPONIBILIDADES	COMPROMISOS	DISPONIBILIDADES ABIERTAS	OBLIGACIONES	PAGOS ANTERIORES	PAGOS DEL MES	PAGOS ACUMULADOS	OBLIGACIONES POR PAGAR
		1	2	3	4	5	6=(4-5)	7	8	9	10=(8+9)	11=(7-10)
2	GASTOS	14,080,624,245	00	14,080,624,245	2,078,031,296	1,452,873,498	625,163,798	410,405,488	00	25,892,443	25,892,443	384,513,045
21	GASTOS FUNCIONAMIENTO	4,572,087,816	00	4,572,087,816	485,470,334	198,867,419	296,602,915	190,200,409	00	25,073,550	25,073,550	165,128,859
2101	GASTOS DE PERSONAL	2,764,775,308	00	2,764,775,308	155,387,577	155,387,577	00	155,387,577	00	00	00	155,387,577
210101	SERVICIOS PERSONALES ASOCIADOS A LA NOMINA	1,961,513,082	00	1,961,513,082	113,405,737	113,405,737	00	113,405,737	00	00	00	113,405,737
21010101	SUELDOS DE PERSONAL DE NOMINA	1,462,805,596	00	1,462,805,596	99,565,895	99,565,895	00	99,565,895	00	00	00	99,565,895
21010101001	SUELDOS	1,462,805,596	00	1,462,805,596	99,565,895	99,565,895	00	99,565,895	00	00	00	99,565,895
21010101001	SUELDO / RENTAS CEDIDAS	1,462,805,596	00	1,462,805,596	99,565,895	99,565,895	00	99,565,895	00	00	00	99,565,895
21010105	OTROS	445,707,486	00	445,707,486	10,617,791	10,617,791	00	10,617,791	00	00	00	10,617,791
21010105001	BONIFICACION ESPECIAL DE RECREACION	8,126,698	00	8,126,698	00	00	00	00	00	00	00	00
21010105001	BONIFICACION ESPECIAL DE RECREACION / RENTAS CEDIDAS	8,126,698	00	8,126,698	00	00	00	00	00	00	00	00
21010105002	SUBSIDIO ALIMENTACION	18,680,722	00	18,680,722	1,045,866	1,045,866	00	1,045,866	00	00	00	1,045,866
21010105002	SUBSIDIO ALIMENTACION / RENTAS CEDIDAS	18,680,722	00	18,680,722	1,045,866	1,045,866	00	1,045,866	00	00	00	1,045,866
21010105003	AUXILIO DE TRANSPORTE	26,992,980	00	26,992,980	1,621,231	1,621,231	00	1,621,231	00	00	00	1,621,231
21010105003	AUXILIO DE TRANSPORTE / RENTAS CEDIDAS	26,992,980	00	26,992,980	1,621,231	1,621,231	00	1,621,231	00	00	00	1,621,231
21010105004	PRIMA DE SERVICIO	64,844,070	00	64,844,070	00	00	00	00	00	00	00	00
21010105004	PRIMA DE SERVICIO / RENTAS CEDIDAS	64,844,070	00	64,844,070	00	00	00	00	00	00	00	00
21010105005	PRIMA DE VACACIONES	68,256,976	00	68,256,976	00	00	00	00	00	00	00	00
21010105005	PRIMA DE VACACIONES / RENTAS CEDIDAS	68,256,976	00	68,256,976	00	00	00	00	00	00	00	00
21010105006	PRIMA DE NAVIDAD	146,183,580	00	146,183,580	00	00	00	00	00	00	00	00
21010105006	PRIMA DE NAVIDAD / RENTAS CEDIDAS	146,183,580	00	146,183,580	00	00	00	00	00	00	00	00
21010105007	PRIMAS EXTRA	64,844,070	00	64,844,070	00	00	00	00	00	00	00	00
21010105007	PRIMAS EXTRA / RENTAS CEDIDAS	64,844,070	00	64,844,070	00	00	00	00	00	00	00	00
21010105008	BONIFICACION SERVICIOS	47,778,390	00	47,778,390	7,950,694	7,950,694	00	7,950,694	00	00	00	7,950,694
21010105008	BONIFICACION SERVICIOS PRESTADOS / RENTAS CEDIDAS	47,778,390	00	47,778,390	7,950,694	7,950,694	00	7,950,694	00	00	00	7,950,694
21010109	HORAS EXTRAS DIAS FESTIVOS	53,000,000	00	53,000,000	3,222,051	3,222,051	00	3,222,051	00	00	00	3,222,051
21010109001	RECARGOS NOCTURNOS Y FESTIVOS	33,000,000	00	33,000,000	3,222,051	3,222,051	00	3,222,051	00	00	00	3,222,051
21010109001	RECARGOS NOCTURNOS Y FESTIVOS / RENTAS CEDIDAS	33,000,000	00	33,000,000	3,222,051	3,222,051	00	3,222,051	00	00	00	3,222,051
21010109002	INDEMNIZACION POR VACACIONES / RENTAS CEDIDAS	20,000,000	00	20,000,000	00	00	00	00	00	00	00	00
21010109002	INDEMNIZACION POR VACACIONES / RENTAS CEDIDAS	20,000,000	00	20,000,000	00	00	00	00	00	00	00	00

8

EJECUCION PRESUPUESTAL DE GASTOS
CORRESPONDIENTE AL MES DE ENERO DE 2017

RUBRO	DESCRIPCION	APROPACION INICIAL	MODIFICACIONES	APROPACION VIGENTE	DISPONIBILIDADES	CONTRATOS	DISPONIBILIDADES ABIERTAS	OBLIGACIONES	PAGOS ANTERIORES	PAGOS DEL MES	PAGOS ACUMULADOS	OBLIGACIONES POR PAGAR
		1	2	3	4	5	6=(4-5)	7	8	9	10=(8+9)	11=(7+10)
210102	SERVICIOS PERSONALES	70,000,000	00	70,000,000	00	00	00	00	00	00	00	00
21010201	GASTOS DE PERSONAL SUPERNUMERARIO	00	00	00	00	00	00	00	00	00	00	00
21010202	HONORARIOS / RENTAS	70,000,000	00	70,000,000	00	00	00	00	00	00	00	00
21010202	CEDIDAS	70,000,000	00	70,000,000	00	00	00	00	00	00	00	00
21010203	REMUNERACION POR SERVICIOS	00	00	00	00	00	00	00	00	00	00	00
210105	CONTRIBUCIONES INHERENTES A LA NOMINA SECTOR PRIVADO Y PUBLICO	733,262,226	00	733,262,226	41,981,840	41,981,840	00	41,981,840	00	00	00	41,981,840
21010501	ADMINISTRADAS POR EL SECTOR PRIVADO	453,172,062	00	453,172,062	25,930,440	25,930,440	00	25,930,440	00	00	00	25,930,440
21010501001	CAJAS DE COMPENSACION PRIVADAS	89,780,325	00	89,780,325	5,468,200	5,468,200	00	5,468,200	00	00	00	5,468,200
21010501001	CAJAS DE COMPENSACION PRIVADAS / RENTAS CEDIDAS	89,780,325	00	89,780,325	5,468,200	5,468,200	00	5,468,200	00	00	00	5,468,200
21010501002	FONDOS ADMINISTRADORES DE	00	00	00	00	00	00	00	00	00	00	00
21010501003	FONDOS ADMINISTRADORES DE PENSIONES PRIVADOS	107,046,016	00	107,046,016	8,078,680	8,078,680	00	8,078,680	00	00	00	8,078,680
21010501003	FONDOS ADMINISTRADORES DE PENSIONES PRIVADOS / RENTAS CEDIDAS	37,046,016	00	37,046,016	8,078,680	8,078,680	00	8,078,680	00	00	00	8,078,680
21010501003	FONDOS ADMINISTRADORES DE PENSIONES PRIVADOS / RECURSOS PROPIOS	70,000,000	00	70,000,000	00	00	00	00	00	00	00	00
21010501004	EMPRESAS PRIVADAS	181,523,943	00	181,523,943	11,462,260	11,462,260	00	11,462,260	00	00	00	11,462,260
21010501004	EMPRESAS PRIVADAS PROMOTORAS DE SALUD / RENTAS CEDIDAS	111,523,943	00	111,523,943	11,462,260	11,462,260	00	11,462,260	00	00	00	11,462,260
21010501004	EMPRESAS PRIVADAS PROMOTORAS DE SALUD / RECURSOS PROPIOS	70,000,000	00	70,000,000	00	00	00	00	00	00	00	00
21010501005	ADMINISTRADORAS PRIVADAS DE APORTES PARA ACCIDENTES DE TRABAJO Y ENFERMEDADES	74,821,778	00	74,821,778	921,300	921,300	00	921,300	00	00	00	921,300
21010501005	ADMINISTRADORAS PRIVADAS DE APORTES PARA ACCIDENTES DE TRABAJO Y ENFERMEDADES PROFESIONALES / RENTA	61,821,778	00	61,821,778	921,300	921,300	00	921,300	00	00	00	921,300
21010501005	ADMINISTRADORAS PRIVADAS DE APORTES PARA ACCIDENTES DE TRABAJO Y ENFERMEDADES PROFESIONALES / S/GP	00	00	00	00	00	00	00	00	00	00	00
21010501005	ADMINISTRADORAS PRIVADAS DE APORTES PARA ACCIDENTES DE TRABAJO Y ENFERMEDADES PROFESIONALES / S/GP	00	00	00	00	00	00	00	00	00	00	00
21010501005	ADMINISTRADORAS PRIVADAS DE APORTES PARA ACCIDENTES DE TRABAJO Y ENFERMEDADES PROFESIONALES / RECUR	13,000,000	00	13,000,000	00	00	00	00	00	00	00	00
21010502	ADMINISTRADAS POR EL SECTOR	280,090,164	00	280,090,164	16,051,400	16,051,400	00	16,051,400	00	00	00	16,051,400
21010502002	APORTES AL ICBF	67,335,243	00	67,335,243	4,100,500	4,100,500	00	4,100,500	00	00	00	4,100,500
21010502002	APORTES AL ICBF / RENTAS CEDIDAS	67,335,243	00	67,335,243	4,100,500	4,100,500	00	4,100,500	00	00	00	4,100,500
21010502003	APORTES AL SENA	44,890,162	00	44,890,162	2,734,100	2,734,100	00	2,734,100	00	00	00	2,734,100

7

EJECUCION PRESUPUESTAL DE GASTOS
CORRESPONDIENTE AL MES DE ENERO DE 2017

RUBRO	DESCRIPCION	APROPACION INICIAL	MODIFICACIONES	APROPACION VIGENTE	DISPONIBILIDADES	COMPROMISOS	DISPONIBILIDADES ABIERTAS	OBLIGACIONES	PAGOS ANTERIORES	PAGOS DEL MES	PAGOS ACUMULADOS	OBLIGACIONES POR PAGAR
		1	2	3	4	5	6=(4-5)	7	8	9	10=(8+9)	11=(7+10)
21010502003	APORTES AL SENA / RENTAS CEDIDAS	44.890,162	00	44.890,162	2,734,100	2,734,100	00	2,734,100	00	00	00	2,734,100
21010502004	FONDOS ADMINISTRADORES DE EMPRESAS PUBLICAS	00	00	00	00	00	00	00	00	00	00	00
21010502005	PROMOTORAS DE SALUD / EMPRESAS PUBLICAS	19,680,696	00	19,680,696	2,309,500	2,309,500	00	2,309,500	00	00	00	2,309,500
21010502006	FONDOS ADMINISTRADORES DE FONDOS ADMINISTRADORES DE PENSION PUBLICOS / RENTAS CEDIDAS	148,184,063	00	148,184,063	6,907,300	6,907,300	00	6,907,300	00	00	00	6,907,300
21010502007	ADMINISTRADORAS PRIVADAS DE APORTES PARA ACCIDENTES DE TRABAJO Y ENFERMEDADES	00	00	00	00	00	00	00	00	00	00	00
210109	DEFICIT	00	00	00	00	00	00	00	00	00	00	00
2102	GASTOS GENERALES	1,355,409,036	00	1,355,409,036	323,970,195	30,012,901	293,957,294	21,345,891	00	21,345,891	21,345,891	00
210203	IMPUESTOS, MULTAS Y DEVOLUCIONES	21,049,334	00	21,049,334	2,168,563	2,168,563	00	2,168,563	00	2,168,563	2,168,563	00
21020301	IMPUESTOS Y CONTRIBUCIONES	17,049,334	00	17,049,334	1,297,500	1,297,500	00	1,297,500	00	1,297,500	1,297,500	00
21020301001	IMPUESTO DE VEHICULOS	00	00	00	00	00	00	00	00	00	00	00
21020301002	IMPUESTO PREDIAL	17,049,334	00	17,049,334	1,297,500	1,297,500	00	1,297,500	00	1,297,500	1,297,500	00
21020301002	IMPUESTO PREDIAL / RENTAS CEDIDAS	17,049,334	00	17,049,334	1,297,500	1,297,500	00	1,297,500	00	1,297,500	1,297,500	00
21020302	MULTAS SANCIONES Y	4,000,000	00	4,000,000	871,063	871,063	00	871,063	00	871,063	871,063	00
21020302001	MULTAS	2,000,000	00	2,000,000	871,063	871,063	00	871,063	00	871,063	871,063	00
21020302001	MULTAS / RENTAS CEDIDAS	2,000,000	00	2,000,000	871,063	871,063	00	871,063	00	871,063	871,063	00
21020302002	SANCIONES	2,000,000	00	2,000,000	00	00	00	00	00	00	00	00
21020302002	SANCIONES / RENTAS CEDIDAS	2,000,000	00	2,000,000	00	00	00	00	00	00	00	00
210204	ADQUISICIÓN BIENES Y	1,334,359,702	00	1,334,359,702	321,801,632	27,844,338	293,957,294	19,177,328	00	19,177,328	19,177,328	00
210204001	COMPRA DE EQUIPO	47,000,000	00	47,000,000	00	00	00	00	00	00	00	00
210204001001	EQUIPO DE SISTEMAS	00	00	00	00	00	00	00	00	00	00	00
210204001002	OTRAS COMPRAS DE EQUIPO	47,000,000	00	47,000,000	00	00	00	00	00	00	00	00
210204001002	OTRAS COMPRAS DE EQUIPO / RENTAS CEDIDAS	47,000,000	00	47,000,000	00	00	00	00	00	00	00	00
210204002	ENSERES Y EQUIPO DE OFICINA	00	00	00	00	00	00	00	00	00	00	00
210204002001	EQUIPOS Y MAQUINARIA PARA OFICINA	00	00	00	00	00	00	00	00	00	00	00
210204002002	OTROS ENSERES Y EQUIPO DE OFICINA	00	00	00	00	00	00	00	00	00	00	00
210204004	MATERIALES Y SUMINISTROS	94,864,278	00	94,864,278	25,000,000	2,110,868	22,889,132	2,110,868	00	2,110,868	2,110,868	00
210204004001	DOTACIÓN	57,200,000	00	57,200,000	00	00	00	00	00	00	00	00
210204004001	DOTACIÓN / RENTAS CEDIDAS	57,200,000	00	57,200,000	00	00	00	00	00	00	00	00
210204004002	PAPELERIA ÚTILES DE	3,000,000	00	3,000,000	00	00	00	00	00	00	00	00

9

EJECUCION PRESUPUESTAL DE GASTOS
CORRESPONDIENTE AL MES DE ENERO DE 2017

RUBRO	DESCRIPCION	APROPACION INICIAL	MODIFICACIONES	APROPACION VIGENTE	DISPONIBILIDADES	COMPROMISOS	DISPONIBILIDADES ABIERTAS	OBLIGACIONES	PAGOS ANTERIORES	PAGOS DEL MES	PAGOS ACUMULADOS	OBLIGACIONES POR PAGAR
		1	2	3	4	5	6=(4-5)	7	8	9	10=(8+9)	11=(7-10)
210204004002	PAPELERIA, ÚTILES DE ESCRITORIO Y OFICINA / RENTAS CEDIDAS	3,000,000	00	3,000,000	00	00	00	00	00	00	00	00
210204004003	PRODUCTOS DE ASEO Y PRODUCTOS DE ASEO Y LIMPIEZA / RENTAS CEDIDAS	5,000,000	00	5,000,000	00	00	00	00	00	00	00	00
210204004004	PRODUCTOS DE CAFETERIA Y PRODUCTOS DE CAFETERIA Y RESTAURANTE / RENTAS CEDIDAS	2,000,000	00	2,000,000	00	00	00	00	00	00	00	00
210204004005	OTROS MATERIALES Y OTROS MATERIALES Y SUMINISTROS / RENTAS CEDIDAS	25,664,278	00	25,664,278	25,000,000	2,110,868	22,889,132	2,110,868	00	2,110,868	2,110,868	00
210204004006	LLANTAS Y ACCESORIOS LLANTAS Y ACCESORIOS / RENTAS CEDIDAS	2,000,000	00	2,000,000	00	00	00	00	00	00	00	00
210204005	MANTENIMIENTO MANTENIMIENTO DE BIENES INMUEBLES	367,728,512	00	367,728,512	250,000,000	11,397,878	238,602,122	2,730,868	00	2,730,868	2,730,868	00
210204005001	MANTENIMIENTO DE BIENES INMUEBLES / RENTAS CEDIDAS	4,000,000	00	4,000,000	4,000,000	700,000	3,300,000	700,000	00	700,000	700,000	00
210204005002	MANTENIMIENTO DE BIENES MUEBLES EQUIPOS Y ENSERES / RENTAS CEDIDAS	11,000,000	00	11,000,000	11,000,000	600,000	10,400,000	600,000	00	600,000	600,000	00
210204005003	MANTENIMIENTO EQUIPO DE COMUNICACION Y COMPUTACION / RENTAS CEDIDAS	10,000,000	00	10,000,000	00	00	00	00	00	00	00	00
210204005004	SERVICIO DE CAFETERIA Y RESTAURANTE / RENTAS CEDIDAS	15,000,000	00	15,000,000	15,000,000	1,430,868	13,569,132	1,430,868	00	1,430,868	1,430,868	00
210204005005	SERVICIO DE SEGURIDAD Y VIGILANCIA / RENTAS CEDIDAS	222,728,512	00	222,728,512	220,000,000	8,667,010	211,332,990	00	00	00	00	00
210204005006	MANTENIMIENTO DE OTROS MANTENIMIENTO DE SOFTWARE	00	00	00	00	00	00	00	00	00	00	00
210204005007	MANTENIMIENTO DE SOFTWARE / RENTAS CEDIDAS	105,000,000	00	105,000,000	00	00	00	00	00	00	00	00
210204006	COMUNICACIÓN Y TRANSPORTE	112,360,000	00	112,360,000	6,000,000	460,000	5,540,000	460,000	00	460,000	460,000	00
210204006001	CORREO	9,360,000	00	9,360,000	00	00	00	00	00	00	00	00
210204006001	CORREO / RENTAS CEDIDAS	9,360,000	00	9,360,000	00	00	00	00	00	00	00	00
210204006002	SERVICIO DE TRANSMISIÓN DE INFORMACION / RENTAS CEDIDAS	97,000,000	00	97,000,000	00	00	00	00	00	00	00	00

99

EJECUCION PRESUPUESTAL DE GASTOS

CORRESPONDIENTE AL MES DE ENERO DE 2017

RUBRO	DESCRIPCION	APROPACION INICIAL	MODIFICACIONES	APROPACION VICENTE	DISPONIBILIDADES	COMPROMISOS	DISPONIBILIDADES ABIERTAS	OBLIGACIONES	PAGOS ANTERIORES	PAGOS DEL MES	PAGOS ACUMULADOS	OBLIGACIONES POR PAGAR
		1	2	3	4	5	6= (4-5)	7	8	9	10 = (8+9)	11=(7-10)
210204006003	OTROS COMUNICACIONES Y	6,000,000	00	6,000,000	6,000,000	460,000	5,540,000	460,000	00	460,000	460,000	00
210204006003	OTROS COMUNICACIONES Y TRANSPORTE / RENTAS CEDIDAS	6,000,000	00	6,000,000	6,000,000	460,000	5,540,000	460,000	00	460,000	460,000	00
210204007	IMPRESOS Y PUBLICACIONES	15,000,000	00	15,000,000	3,000,000	00	3,000,000	00	00	00	00	00
210204007002	OTROS GASTOS POR IMPRESOS Y PUBLICACIONES	15,000,000	00	15,000,000	3,000,000	00	3,000,000	00	00	00	00	00
210204007002	OTROS GASTOS POR IMPRESOS Y PUBLICACIONES / RENTAS CEDIDAS	15,000,000	00	15,000,000	3,000,000	00	3,000,000	00	00	00	00	00
210204008	SERVICIOS PÚBLICOS	182,688,804	00	182,688,804	13,104,165	13,104,165	00	13,104,165	00	13,104,165	13,104,165	00
210204008001	ACUEDUCTO Y ALCANTARILLADO	14,618,887	00	14,618,887	2,342,989	2,342,989	00	2,342,989	00	2,342,989	2,342,989	00
210204008001	ACUEDUCTO Y ALCANTARILLADO / RENTAS CEDIDAS	14,618,887	00	14,618,887	2,342,989	2,342,989	00	2,342,989	00	2,342,989	2,342,989	00
210204008002	ENERGIA	131,054,591	00	131,054,591	8,231,225	8,231,225	00	8,231,225	00	8,231,225	8,231,225	00
210204008002	ENERGIA / RENTAS CEDIDAS	131,054,591	00	131,054,591	8,231,225	8,231,225	00	8,231,225	00	8,231,225	8,231,225	00
210204008003	TELEFONIA MOVIL CELULAR	4,000,000	00	4,000,000	00	00	00	00	00	00	00	00
210204008003	TELEFONIA MOVIL CELULAR / RENTAS CEDIDAS	4,000,000	00	4,000,000	00	00	00	00	00	00	00	00
210204008004	TELÉFONO FAX Y OTROS	29,506,162	00	29,506,162	2,129,663	2,129,663	00	2,129,663	00	2,129,663	2,129,663	00
210204008004	TELÉFONO FAX Y OTROS / RENTAS CEDIDAS	29,506,162	00	29,506,162	2,129,663	2,129,663	00	2,129,663	00	2,129,663	2,129,663	00
210204008005	OTROS SERVICIOS PÚBLICOS	3,509,164	00	3,509,164	400,288	400,288	00	400,288	00	400,288	400,288	00
210204008005	OTROS SERVICIOS PÚBLICOS / RENTAS CEDIDAS	3,509,164	00	3,509,164	400,288	400,288	00	400,288	00	400,288	400,288	00
210204009	SEGUROS	153,505,988	00	153,505,988	00	00	00	00	00	00	00	00
210204009001	SEGURO DE VIDA	00	00	00	00	00	00	00	00	00	00	00
210204009002	SEGURO DE RESPONSABILIDAD CIVIL	00	00	00	00	00	00	00	00	00	00	00
210204009003	OTROS SEGUROS	153,505,988	00	153,505,988	00	00	00	00	00	00	00	00
210204009003	OTROS SEGUROS / RENTAS CEDIDAS	153,505,988	00	153,505,988	00	00	00	00	00	00	00	00
210204010	ARRENDAMIENTOS	10,000,000	00	10,000,000	7,500,000	90,000	7,410,000	90,000	00	90,000	90,000	00
210204010001	ARRENDAMIENTOS BIENES INMUEBLES	5,000,000	00	5,000,000	4,000,000	70,000	3,930,000	70,000	00	70,000	70,000	00
210204010001	ARRENDAMIENTOS BIENES INMUEBLES / RENTAS CEDIDAS	5,000,000	00	5,000,000	4,000,000	70,000	3,930,000	70,000	00	70,000	70,000	00
210204010002	ARRENDAMIENTO DE BIENES	5,000,000	00	5,000,000	3,500,000	20,000	3,480,000	20,000	00	20,000	20,000	00
210204010002	ARRENDAMIENTO DE BIENES MUEBLES / RENTAS CEDIDAS	5,000,000	00	5,000,000	3,500,000	20,000	3,480,000	20,000	00	20,000	20,000	00
210204011	VIAJICOS Y GASTOS DE VIAJE	59,673,019	00	59,673,019	15,026,040	460,000	14,566,040	460,000	00	460,000	460,000	00
210204011001	VIAJICOS Y GASTOS DE VIAJE AL INTERIOR	59,673,019	00	59,673,019	15,026,040	460,000	14,566,040	460,000	00	460,000	460,000	00
210204011001	VIAJICOS Y GASTOS DE VIAJE AL INTERIOR / RENTAS CEDIDAS	59,673,019	00	59,673,019	15,026,040	460,000	14,566,040	460,000	00	460,000	460,000	00
210204012	GASTOS LEGALES	2,000,000	00	2,000,000	2,000,000	50,000	1,950,000	50,000	00	50,000	50,000	00
210204012001	GASTOS LEGALES	2,000,000	00	2,000,000	2,000,000	50,000	1,950,000	50,000	00	50,000	50,000	00
210204012001	GASTOS LEGALES / RENTAS CEDIDAS	2,000,000	00	2,000,000	2,000,000	50,000	1,950,000	50,000	00	50,000	50,000	00

13

EJECUCION PRESUPUESTAL DE GASTOS
CORRESPONDIENTE AL MES DE ENERO DE 2017

RUBRO	DESCRIPCION	APROPACION INICIAL	MODIFICACIONES	APROPACION VIGENTE	DISPONIBILIDADES	COMPROMISOS	DISPONIBILIDADES ABIERTAS	OBLIGACIONES	PAGOS ANTERIORES	PAGOS DEL MES	PAGOS ACUMULADOS	OBLIGACIONES POR PAGAR
		1	2	3	4	5	6=(4-5)	7	8	9	10=(8+9)	11=(7-10)
210204013	CAPACITACIÓN BIENESTAR	237,790,839	00	237,790,839	00	00	00	00	00	00	00	00
210204013001	SERVICIOS DE BIENESTAR SOCIAL	223,518,839	00	223,518,839	00	00	00	00	00	00	00	00
210204013001	SERVICIOS DE BIENESTAR SOCIAL / RENTAS CEDIDAS	223,518,839	00	223,518,839	00	00	00	00	00	00	00	00
210204013002	SERVICIOS DE CAPACITACIÓN	14,272,000	00	14,272,000	00	00	00	00	00	00	00	00
210204013002	SERVICIOS DE CAPACITACIÓN / RENTAS CEDIDAS	14,272,000	00	14,272,000	00	00	00	00	00	00	00	00
210204014	GASTOS FINANCIEROS	10,448,262	00	10,448,262	171,427	171,427	00	171,427	00	171,427	171,427	00
210204014001	COMISIONES BANCARIAS	10,448,262	00	10,448,262	171,427	171,427	00	171,427	00	171,427	171,427	00
210204014001	COMISIONES BANCARIAS / RENTAS CEDIDAS	10,448,262	00	10,448,262	171,427	171,427	00	171,427	00	171,427	171,427	00
210204015	OTROS GASTOS POR	41,200,000	00	41,200,000	00	00	00	00	00	00	00	00
210204015002	SALUD OCUPACIONAL	41,200,000	00	41,200,000	00	00	00	00	00	00	00	00
210204015002	SALUD OCUPACIONAL / RENTAS CEDIDAS	41,200,000	00	41,200,000	00	00	00	00	00	00	00	00
210204018	REGISTRO Y LEGALIZACION DE	100,000	00	100,000	00	00	00	00	00	00	00	00
21020401801	REGISTRO Y LEGALIZACION DE BIENES INMUEBLES	100,000	00	100,000	00	00	00	00	00	00	00	00
21020401801	REGISTRO Y LEGALIZACION DE BIENES INMUEBLES / RENTAS CEDIDAS	100,000	00	100,000	00	00	00	00	00	00	00	00
2103	TRANSFERENCIAS	451,903,472	00	451,903,472	16,112,562	13,466,941	2,645,621	13,466,941	00	3,727,659	3,727,659	9,739,282
210301	CORRIENTES AL SECTOR PUBLICO	33,528,189	00	33,528,189	3,727,659	3,727,659	00	3,727,659	00	3,727,659	3,727,659	00
210301001	CONTRALORIA DEPARTAMENTAL	33,528,189	00	33,528,189	3,727,659	3,727,659	00	3,727,659	00	3,727,659	3,727,659	00
210301001	CONTRALORIA DEPARTAMENTAL / RENTAS CEDIDAS	33,528,189	00	33,528,189	3,727,659	3,727,659	00	3,727,659	00	3,727,659	3,727,659	00
210301002	DEVOLUCIONES	00	00	00	00	00	00	00	00	00	00	00
210302	DE CAPITAL	00	00	00	00	00	00	00	00	00	00	00
210303	DE PREVISION Y SEGURIDAD SOCIAL	418,375,283	00	418,375,283	12,384,903	9,739,282	2,645,621	9,739,282	00	00	00	9,739,282
21030301	DE PREVISION Y SEGURIDAD SOCIAL	418,375,283	00	418,375,283	12,384,903	9,739,282	2,645,621	9,739,282	00	00	00	9,739,282
21030301001	PENSIONES DE JUBILACIÓN	138,379,106	00	138,379,106	9,477,764	9,477,764	00	9,477,764	00	00	00	9,477,764
21030301001	PENSIONES DE JUBILACIÓN / RENTAS CEDIDAS	138,379,106	00	138,379,106	9,477,764	9,477,764	00	9,477,764	00	00	00	9,477,764
21030301002	CUOTAS PARTES PENSIONALES	100,000,000	00	100,000,000	00	00	00	00	00	00	00	00
21030301002	CUOTAS PARTES PENSIONALES / RENTAS CEDIDAS	100,000,000	00	100,000,000	00	00	00	00	00	00	00	00
21030301004	INTERESES DE CESANTIAS	18,213,876	00	18,213,876	261,518	261,518	00	261,518	00	00	00	261,518
21030301004	INTERESES DE CESANTIAS / RENTAS CEDIDAS	18,213,876	00	18,213,876	261,518	261,518	00	261,518	00	00	00	261,518
21030301005	AUXILIO FUNERARIO	10,000,000	00	10,000,000	00	00	00	00	00	00	00	00
21030301005	AUXILIO FUNERARIO / RENTAS CEDIDAS	10,000,000	00	10,000,000	00	00	00	00	00	00	00	00
21030301006	FONDOS ADMINISTRADORES DE	142,782,301	00	142,782,301	2,179,326	00	2,179,326	00	00	00	00	00

7

EJECUCION PRESUPUESTAL DE GASTOS

CORRESPONDIENTE AL MES DE ENERO DE 2017

RUBRO	DESCRIPCION	APROPRIACION INICIAL	MODIFICACIONES	APROPRIACION VIGENTE	DISPONIBILIDADES	COMPROMISOS	DISPONIBILIDADES ABIERTAS	OBLIGACIONES	PAGOS ANTERIORES	PAGOS DEL MES	PAGOS ACUMULADOS	OBLIGACIONES POR PAGAR
21030301006	FONDOS ADMINISTRADORES DE CESANTIAS PRIVADOS/ RENTAS CEDIDAS	1	2	3	4	5	6=(4-5)	7	8	9	10 =(8+9)	11=(7-10)
		142,782,301	00	142,782,301	2,179,326	00	2,179,326	00	00	00	00	00
21030301007	FONDOS ADMINISTRADORES	9,000,000	00	9,000,000	466,295	00	466,295	00	00	00	00	00
21030301007	FONDOS ADMINISTRADORES DECESANTIAS PUBLICOS / RENTAS CEDIDAS	9,000,000	00	9,000,000	466,295	00	466,295	00	00	00	00	00
210304	OTRAS TRANSFERENCIAS	00	00	00	00	00	00	00	00	00	00	00
21030401	SENTENCIAS Y CONCILIACIONES	00	00	00	00	00	00	00	00	00	00	00
22	SERVICIO A LA DEUDA	00	00	00	00	00	00	00	00	00	00	00
2201	OBLIGACIONES CONTINGENTES	00	00	00	00	00	00	00	00	00	00	00
220101	SENTENCIAS Y CONCILIACIONES	00	00	00	00	00	00	00	00	00	00	00
23	GASTOS DE INVERSION	9,508,536,429	00	9,508,536,429	1,582,566,962	1,254,006,079	328,560,863	220,205,079	00	818,893	818,893	219,386,186
2301	GASTOS DE PERSONAL	4,922,492,167	00	4,922,492,167	382,467,173	368,336,890	14,130,283	219,311,890	00	00	00	219,311,890
230101	SERVICIOS PERSONALES ASOCIADOS A NOMINA (OPE)	3,206,180,841	00	3,206,180,841	165,933,860	165,933,860	00	165,933,860	00	00	00	165,933,860
23010101	SUELDO DE PERSONAL DE NOMINA	2,434,643,331	00	2,434,643,331	153,260,984	153,260,984	00	153,260,984	00	00	00	153,260,984
23010101001	SUELDO	2,434,643,331	00	2,434,643,331	153,260,984	153,260,984	00	153,260,984	00	00	00	153,260,984
23010101001	SUELDO / RENTAS CEDIDAS	153,880,060	00	153,880,060	00	00	00	00	00	00	00	00
23010101001	SUELDO / MINPROTECCION ETV	612,890,377	00	612,890,377	42,297,639	42,297,639	00	42,297,639	00	00	00	42,297,639
23010101001	SUELDO / S.G.P. CSF	1,667,872,894	00	1,667,872,894	110,963,345	110,963,345	00	110,963,345	00	00	00	110,963,345
23010104	PRIMA TECNICA	26,487,984	00	26,487,984	2,058,055	2,058,055	00	2,058,055	00	00	00	2,058,055
23010104001	PRIMA TECNICA SALARIAL	26,487,984	00	26,487,984	2,058,055	2,058,055	00	2,058,055	00	00	00	2,058,055
23010104001	PRIMA TECNICA SALARIAL / S.G.P. CSF	26,487,984	00	26,487,984	2,058,055	2,058,055	00	2,058,055	00	00	00	2,058,055
23010105	OTROS	734,249,526	00	734,249,526	9,926,215	9,926,215	00	9,926,215	00	00	00	9,926,215
23010105001	BONIFICACION ESPECIAL DE RECREACION	13,525,797	00	13,525,797	00	00	00	00	00	00	00	00
23010105001	BONIFICACION ESPECIAL DE RECREACION / MINPROTECCION ETV	3,404,947	00	3,404,947	00	00	00	00	00	00	00	00
23010105001	BONIFICACION ESPECIAL DE RECREACION / S.G.P. CSF	10,120,850	00	10,120,850	00	00	00	00	00	00	00	00
23010105002	BONIFICACION SERVICIOS PRESTADOS / MINPROTECCION ETV	79,310,740	00	79,310,740	5,781,957	5,781,957	00	5,781,957	00	00	00	5,781,957
23010105002	BONIFICACION SERVICIOS PRESTADOS / MINPROTECCION ETV	23,958,494	00	23,958,494	1,875,126	1,875,126	00	1,875,126	00	00	00	1,875,126
23010105002	BONIFICACION SERVICIOS PRESTADOS / S.G.P. CSF	55,352,246	00	55,352,246	3,906,831	3,906,831	00	3,906,831	00	00	00	3,906,831
23010105003	SUBSIDIO ALIMENTACION	26,291,387	00	26,291,387	1,625,114	1,625,114	00	1,625,114	00	00	00	1,625,114
23010105003	SUBSIDIO ALIMENTACION / MINPROTECCION ETV	19,372,601	00	19,372,601	1,215,706	1,215,706	00	1,215,706	00	00	00	1,215,706
23010105003	SUBSIDIO ALIMENTACION / S.G.P. CSF	6,918,786	00	6,918,786	409,408	409,408	00	409,408	00	00	00	409,408
23010105004	AUXILIO DE TRANSPORTE	38,088,540	00	38,088,540	2,519,144	2,519,144	00	2,519,144	00	00	00	2,519,144
23010105004	AUXILIO DE TRANSPORTE / MINPROTECCION ETV	28,065,240	00	28,065,240	1,884,508	1,884,508	00	1,884,508	00	00	00	1,884,508

EJECUCION PRESUPUESTAL DE GASTOS
CORRESPONDIENTE AL MES DE ENERO DE 2017

RUBRO	DESCRIPCION	APROPACION INICIAL	MODIFICACIONES	APROPACION VIGENTE	DISPONIBILIDADES	COMPROMISOS	DISPONIBILIDADES ABIERTAS	OBLIGACIONES	PAGOS ANTERIORES	PAGOS DEL MES	PAGOS ACUMULADOS	OBLIGACIONES POR PAGAR
		1	2	3	4	5	6=(4-5)	7	8	9	10=(8+9)	11=(7-10)
23010105004	AUXILIO DE TRANSPORTE / S.G.P. CSF	10,023,300	00	10,023,300	634,636	634,636	00	634,636	00	00	00	634,636
23010105005	PRIMA DE SERVICIO	108,534,249	00	108,534,249	00	00	00	00	00	00	00	00
23010105005	PRIMA DE SERVICIO / MINPROTECCION ETV	28,511,946	00	28,511,946	00	00	00	00	00	00	00	00
23010105005	PRIMA DE SERVICIO / S.G.P. CSF	80,022,303	00	80,022,303	00	00	00	00	00	00	00	00
23010105006	PRIMA DE VACACIONES	115,272,433	00	115,272,433	00	00	00	00	00	00	00	00
23010105006	PRIMA DE VACACIONES / MINPROTECCION ETV	30,887,942	00	30,887,942	00	00	00	00	00	00	00	00
23010105006	PRIMA DE VACACIONES / S.G.P. CSF	84,384,491	00	84,384,491	00	00	00	00	00	00	00	00
23010105007	PRIMA DE NAVIDAD	244,692,131	00	244,692,131	00	00	00	00	00	00	00	00
23010105007	PRIMA DE NAVIDAD / MINPROTECCION ETV	64,278,443	00	64,278,443	00	00	00	00	00	00	00	00
23010105007	PRIMA DE NAVIDAD / S.G.P. CSF	180,413,688	00	180,413,688	00	00	00	00	00	00	00	00
23010105008	PRIMAS EXTRA	108,534,249	00	108,534,249	00	00	00	00	00	00	00	00
23010105008	PRIMAS EXTRA / MINPROTECCION ETV	28,511,946	00	28,511,946	00	00	00	00	00	00	00	00
23010105008	PRIMAS EXTRA / S.G.P. CSF	80,022,303	00	80,022,303	00	00	00	00	00	00	00	00
23010105009	PRIMA DE ANTIGÜEDAD	00	00	00	00	00	00	00	00	00	00	00
23010109	HORAS EXTRAS, DIAS FESTIVOS E INDEMNIZACIONES	10,800,000	00	10,800,000	688,606	688,606	00	688,606	00	00	00	688,606
23010109001	RECARGOS NOCTURNOS Y FESTIVOS	10,800,000	00	10,800,000	688,606	688,606	00	688,606	00	00	00	688,606
23010109001	RECARGOS NOCTURNOS Y FESTIVOS / MINPROTECCION ETV	10,800,000	00	10,800,000	688,606	688,606	00	688,606	00	00	00	688,606
23010109002	INDEMNIZACIÓN POR	00	00	00	00	00	00	00	00	00	00	00
230102	SERVICIOS PERSONALES INDIRECTOS	522,759,000	00	522,759,000	161,900,000	149,025,000	12,875,000	00	00	00	00	00
23010201	GASTOS DE PERSONAL SUPERNUMERARIO	00	00	00	00	00	00	00	00	00	00	00
23010202	HONORARIOS	384,790,000	00	384,790,000	161,900,000	149,025,000	12,875,000	00	00	00	00	00
23010202	HONORARIOS / MINPROTECCION ETV	384,790,000	00	384,790,000	161,900,000	149,025,000	12,875,000	00	00	00	00	00
23010203	REMUNERACION POR SERVICIOS	137,969,000	00	137,969,000	00	00	00	00	00	00	00	00
23010203	REMUNERACION POR SERVICIOS TECNICOS / MINPROTECCION ETV	137,969,000	00	137,969,000	00	00	00	00	00	00	00	00
230105	CONTRIBUCIONES INHERENTES A LA NOMINA SECTOR PRIVADO Y ADMINISTRADAS POR EL SECTOR PRIVADO	1,193,552,326	00	1,193,552,326	54,633,313	53,378,030	1,255,283	53,378,030	00	00	00	53,378,030
23010501	ADMINISTRADAS POR EL SECTOR PRIVADO	718,379,388	00	718,379,388	26,928,503	26,309,370	619,133	26,309,370	00	00	00	26,309,370
23010501001	CAJAS DE COMPENSACIÓN PRIVADAS	152,011,000	00	152,011,000	7,092,100	7,092,100	00	7,092,100	00	00	00	7,092,100
23010501001	CAJAS DE COMPENSACION PRIVADAS / MINPROTECCION ETV	44,432,817	00	44,432,817	1,813,800	1,813,800	00	1,813,800	00	00	00	1,813,800
23010501001	CAJAS DE COMPENSACION PRIVADAS / S.G.P. CSF	107,578,183	00	107,578,183	5,278,300	5,278,300	00	5,278,300	00	00	00	5,278,300
23010501002	FONDOS ADMINISTRADORES DE	217,115,142	00	217,115,142	619,133	00	619,133	00	00	00	00	00

EJECUCION PRESUPUESTAL DE GASTOS
CORRESPONDIENTE AL MES DE ENERO DE 2017

RUBRO	DESCRIPCION	APROPACION INICIAL	MODIFICACIONES	APROPACION VIGENTE	DISPONIBILIDADES	COMPROMISOS	DISPONIBILIDADES ABIERTAS	OBLIGACIONES	PAGOS ANTERIORES	PAGOS DEL MES	PAGOS ACUMULADOS	OBLIGACIONES POR PAGAR
23010501002	FONDOS ADMINISTRADORES DE CESANTIAS PRIVADOS / RENTAS CEDIDAS	1	2	3	4	5	6=(4-5)	7	8	9	10 = (8+9)	11=(7+10)
		141,810,229	00	141,810,229	00	00	00	00	00	00	00	00
23010501002	FONDOS ADMINISTRADORES DE CESANTIAS PRIVADOS / MINPROTECCION ETV	75,304,913	00	75,304,913	619,133	00	619,133	00	00	00	00	00
23010501003	FONDOS ADMINISTRADORES DE PENSIONES PRIVADOS / MINPROTECCION ETV	64,879,583	00	64,879,583	5,840,240	5,840,240	00	5,840,240	00	00	00	5,840,240
23010501003	FONDOS ADMINISTRADORES DE PENSIONES PRIVADOS / MINPROTECCION ETV	7,771,787	00	7,771,787	1,852,200	1,852,200	00	1,852,200	00	00	00	1,852,200
23010501003	FONDOS ADMINISTRADORES DE PENSIONES PRIVADOS / S.G.P. CSF	57,107,796	00	57,107,796	3,988,040	3,988,040	00	3,988,040	00	00	00	3,988,040
23010501004	EMPRESAS PRIVADAS	179,965,851	00	179,965,851	11,211,030	11,211,030	00	11,211,030	00	00	00	11,211,030
23010501004	EMPRESAS PRIVADAS PROMOTORAS DE SALUD / MINPROTECCION ETV	37,577,081	00	37,577,081	3,540,530	3,540,530	00	3,540,530	00	00	00	3,540,530
23010501004	EMPRESAS PRIVADAS PROMOTORAS DE SALUD / S.G.P. CSF	142,388,770	00	142,388,770	7,670,500	7,670,500	00	7,670,500	00	00	00	7,670,500
23010501005	ADMINISTRADORAS PRIVADAS DE APORTES PARA ACCIDENTES DE TRABAJO Y ENFERMEDADES	104,407,812	00	104,407,812	2,166,000	2,166,000	00	2,166,000	00	00	00	2,166,000
23010501005	ADMINISTRADORAS PRIVADAS DE APORTES PARA ACCIDENTES DE TRABAJO Y ENFERMEDADES	26,514,749	00	26,514,749	742,000	742,000	00	742,000	00	00	00	742,000
23010501005	ADMINISTRADORAS PRIVADAS DE APORTES PARA ACCIDENTES DE TRABAJO Y ENFERMEDADES PROFESIONALES / MINPR	77,893,063	00	77,893,063	1,424,000	1,424,000	00	1,424,000	00	00	00	1,424,000
23010502	ADMINISTRADAS POR EL SECTOR	475,172,938	00	475,172,938	27,704,810	27,068,660	636,150	27,068,660	00	00	00	27,068,660
23010502002	APORTES AL ICBF	114,008,250	00	114,008,250	5,319,700	5,319,700	00	5,319,700	00	00	00	5,319,700
23010502002	APORTES AL ICBF / MINPROTECCION ETV	33,324,613	00	33,324,613	1,360,800	1,360,800	00	1,360,800	00	00	00	1,360,800
23010502002	APORTES AL ICBF / S.G.P. CSF	80,683,637	00	80,683,637	3,958,900	3,958,900	00	3,958,900	00	00	00	3,958,900
23010502003	APORTES AL SENA	76,005,500	00	76,005,500	3,546,000	3,546,000	00	3,546,000	00	00	00	3,546,000
23010502003	APORTES AL SENA / MINPROTECCION ETV	22,216,408	00	22,216,408	905,800	905,800	00	905,800	00	00	00	905,800
23010502003	APORTES AL SENA / S.G.P. CSF	53,789,092	00	53,789,092	2,640,200	2,640,200	00	2,640,200	00	00	00	2,640,200
23010502004	FONDOS ADMINISTRADORES DE CESANTIAS PUBLICOS / RENTAS CEDIDAS	7,000,000	00	7,000,000	636,150	00	636,150	00	00	00	00	00
23010502004	FONDOS ADMINISTRADORES DE CESANTIAS PUBLICOS / RENTAS CEDIDAS	5,000,000	00	5,000,000	441,758	00	441,758	00	00	00	00	00
23010502004	FONDOS ADMINISTRADORES DE CESANTIAS PUBLICOS / MINPROTECCION ETV	2,000,000	00	2,000,000	194,392	00	194,392	00	00	00	00	00
23010502005	FONDOS ADMINISTRADORES DE PENSIONES PUBLICOS / MINPROTECCION ETV	241,269,465	00	241,269,465	16,062,860	16,062,860	00	16,062,860	00	00	00	16,062,860
23010502005	FONDOS ADMINISTRADORES DE PENSIONES PUBLICOS / MINPROTECCION ETV	69,946,078	00	69,946,078	4,025,400	4,025,400	00	4,025,400	00	00	00	4,025,400

3

EJECUCION PRESUPUESTAL DE GASTOS

CORRESPONDIENTE AL MES DE ENERO DE 2017

RUBRO	DESCRIPCION	APROPACION INICIAL	MODIFICACIONES	APROPACION VIGENTE	DISPONIBILIDADES	COMPROMISOS	DISPONIBILIDADES ABIERTAS	OBLIGACIONES	PAGOS ANTERIORES	PAGOS DEL MES	PAGOS ACUMULADOS	OBLIGACIONES POR PAGAR
		1	2	3	4	5	6= (4-5)	7	8	9	10 = (8+9)	11=(7+10)
23010502005	FONDOS ADMINISTRADORES DE PENSIONES PUBLICOS / S.G.P. CSF	171.323,387	00	171.323,387	12.037,460	12.037,460	00	12.037,460	00	00	00	12.037,460
23010502006	EMPRESAS PUBLICAS	36.889,723	00	36.889,723	2,140,100	2,140,100	00	2,140,100	00	00	00	2,140,100
23010502006	EMPRESAS PUBLICAS PROMOTORAS DE SALUD/ RENTAS CEDIDAS	19,416,650	00	19,416,650	1,485,000	1,485,000	00	1,485,000	00	00	00	1,485,000
23010502006	EMPRESAS PUBLICAS PROMOTORAS DE SALUD/ MINPROTECCION ETV	17,413,073	00	17,413,073	655,100	655,100	00	655,100	00	00	00	655,100
23010502007	ADMINISTRADORAS PRIVADAS DE APORTES PARA ACCIDENTES DE TRABAJO Y ENFERMEDADES	00	00	00	00	00	00	00	00	00	00	00
2302	GASTOS GENERALES	442,523,268	00	442,523,268	20,056,493	818,893	19,237,600	818,893	00	818,893	818,893	00
23020301	IMPUESTOS Y CONTRIBUCIONES	00	00	00	00	00	00	00	00	00	00	00
23020001001	IMPUESTO DE VEHICULOS	00	00	00	00	00	00	00	00	00	00	00
23020001002	IMPUESTO PREDIAL	00	00	00	00	00	00	00	00	00	00	00
230203	IMPUESTOS MULTAS Y DEVOLUCIONES	00	00	00	00	00	00	00	00	00	00	00
230204	ADQUISICION BIENES Y SERVICIOS	442,523,268	00	442,523,268	20,056,493	818,893	19,237,600	818,893	00	818,893	818,893	00
230204001	COMPRA DE EQUIPO	00	00	00	00	00	00	00	00	00	00	00
230204004	MATERIALES Y SUMINISTROS	36,417,509	00	36,417,509	00	00	00	00	00	00	00	00
230204004	MATERIALES Y SUMINISTROS / MINPROTECCION ETV	36,417,509	00	36,417,509	00	00	00	00	00	00	00	00
230204005	MANTENIMIENTO	38,100,000	00	38,100,000	00	00	00	00	00	00	00	00
230204005	MANTENIMIENTO / MINPROTECCION ETV	38,100,000	00	38,100,000	00	00	00	00	00	00	00	00
230204006	COMUNICACION Y TRANSPORTE	00	00	00	00	00	00	00	00	00	00	00
230204007	IMPRESOS Y PUBLICACIONES	29,600,000	00	29,600,000	00	00	00	00	00	00	00	00
230204007	IMPRESOS Y PUBLICACIONES / MINPROTECCION ETV	29,600,000	00	29,600,000	00	00	00	00	00	00	00	00
230204008	SERVICIOS PUBLICOS	00	00	00	00	00	00	00	00	00	00	00
230204010	ARRENDAMIENTOS	00	00	00	00	00	00	00	00	00	00	00
230204011	VIAICOS Y GASTOS DE VIAJE	336,405,759	00	336,405,759	20,000,000	762,400	19,237,600	762,400	00	762,400	762,400	00
230204011	VIAICOS Y GASTOS DE VIAJE / RENTAS CEDIDAS	200,000,000	00	200,000,000	20,000,000	762,400	19,237,600	762,400	00	762,400	762,400	00
230204011	VIAICOS Y GASTOS DE VIAJE / MINPROTECCION ETV	136,405,759	00	136,405,759	00	00	00	00	00	00	00	00
230204014	COMISIONES BANCARIAS	2,000,000	00	2,000,000	56,493	56,493	00	56,493	00	56,493	56,493	00
230204014	COMISIONES BANCARIAS / MINPROTECCION ETV	2,000,000	00	2,000,000	56,493	56,493	00	56,493	00	56,493	56,493	00
2303	TRANSFERENCIAS	26,893,817	00	26,893,817	74,296	74,296	00	74,296	00	00	00	74,296
230303	DE PREVISION Y SEGURIDAD SOCIAL	26,893,817	00	26,893,817	74,296	74,296	00	74,296	00	00	00	74,296
230303001	INTERESES DE CESANTIAS	26,893,817	00	26,893,817	74,296	74,296	00	74,296	00	00	00	74,296
230303001	INTERESES DE CESANTIAS / MINPROTECCION ETV	9,276,590	00	9,276,590	74,296	74,296	00	74,296	00	00	00	74,296
230303001	INTERESES DE CESANTIAS / S.G.P. CSF	17,617,227	00	17,617,227	00	00	00	00	00	00	00	00

3

EJECUCION PRESUPUESTAL DE GASTOS

CORRESPONDIENTE AL MES DE ENERO DE 2017

RUBRO	DESCRIPCION	APROPACION INICIAL	MODIFICACIONES	APROPACION VIGENTE	DISPONIBILIDADES	COMPROMISOS	DISPONIBILIDADES ABIERTAS	OBLIGACIONES	PAGOS ANTERIORES	PAGOS DEL MES	PAGOS ACUMULADOS	OBLIGACIONES POR PAGAR
		1	2	3	4	5	6=(4+5)	7	8	9	10=(8+9)	11=(7+10)
2310	OTROS GASTOS DE INVERSION	4,116,627,177	00	4,116,627,177	1,179,966,000	884,776,000	295,193,000	00	00	00	00	00
2310004	OTROS PROGRAMAS	350,000,000	00	350,000,000	49,020,000	29,450,000	19,570,000	00	00	00	00	00
231000401	MAPAS DE RIESGO	350,000,000	00	350,000,000	49,020,000	29,450,000	19,570,000	00	00	00	00	00
23100040101	MAPAS DE RIESGO TALENTO HUMANO	250,000,000	00	250,000,000	49,020,000	29,450,000	19,570,000	00	00	00	00	00
23100040101	MAPAS DE RIESGO TALENTO HUMANO / S.G.P. CSF	250,000,000	00	250,000,000	49,020,000	29,450,000	19,570,000	00	00	00	00	00
23100040102	MAPAS DE RIESGO MATERIALES	50,000,000	00	50,000,000	00	00	00	00	00	00	00	00
23100040102	MAPAS DE RIESGO MATERIALES Y SUMINISTRO / RENTAS CEDIDAS	50,000,000	00	50,000,000	00	00	00	00	00	00	00	00
23100040103	MAPAS DE RIESGO COMPRA DE EQUIPO / RENTAS CEDIDAS	50,000,000	00	50,000,000	00	00	00	00	00	00	00	00
23100040103	MAPAS DE RIESGO COMPRA DE EQUIPO / RENTAS CEDIDAS	50,000,000	00	50,000,000	00	00	00	00	00	00	00	00
231001	SUBCUENTAS	3,766,227,177	00	3,766,227,177	1,130,949,000	855,326,000	275,623,000	00	00	00	00	00
23100101	CONTRATACION DE INSUMOS Y PRESTACION DE SERVICIOS	3,364,621,562	00	3,364,621,562	910,949,000	855,326,000	55,623,000	00	00	00	00	00
23100101001	MERCADERO Y ATENCION AL USUARIO	00	00	00	00	00	00	00	00	00	00	00
2310010100101	MERCADERO Y ATENCION AL USUARIO TALENTO HUMANO	00	00	00	00	00	00	00	00	00	00	00
23100101002	AGUA PARA CONSUMO HUMANO	262,682,000	00	262,682,000	68,742,000	64,923,000	3,819,000	00	00	00	00	00
2310010100201	AGUA PARA CONSUMO HUMANO TALENTO HUMANO	242,682,000	00	242,682,000	68,742,000	64,923,000	3,819,000	00	00	00	00	00
2310010100201	AGUA PARA CONSUMO HUMANO TALENTO HUMANO / S.G.P. CSF	242,682,000	00	242,682,000	68,742,000	64,923,000	3,819,000	00	00	00	00	00
2310010100202	MATERIALES Y SUMINISTROS	15,000,000	00	15,000,000	00	00	00	00	00	00	00	00
2310010100202	AGUA PARA CONSUMO HUMANO - MATERIALES Y SUMINISTROS / RENTAS CEDIDAS	15,000,000	00	15,000,000	00	00	00	00	00	00	00	00
2310010100203	AGUA PARA CONS HUMANO -	5,000,000	00	5,000,000	00	00	00	00	00	00	00	00
2310010100203	AGUA PARA CONSUMO HUMANO - COMPRA DE EQUIPO / RENTAS CEDIDAS	5,000,000	00	5,000,000	00	00	00	00	00	00	00	00
23100101003	SERVICIOS DE LABORATORIO	00	00	00	00	00	00	00	00	00	00	00
2310010100301	SERVICIOS DE LABORATORIO AMBIENTAL TALENTO HUMANO	00	00	00	00	00	00	00	00	00	00	00
2310010100302	MATERIALES Y SUMINISTROS	00	00	00	00	00	00	00	00	00	00	00
2310010100303	COMPRA DE EQUIPOS	00	00	00	00	00	00	00	00	00	00	00
2310010100304	MANTENIMIENTO DE EQUIPOS	00	00	00	00	00	00	00	00	00	00	00
23100101004	ALIMENTOS Y BEBIDAS	364,835,000	00	364,835,000	53,847,000	50,855,500	2,991,500	00	00	00	00	00
2310010100401	ALIMENTOS Y BEBIDAS - TALENTO HUMANO	334,835,000	00	334,835,000	53,847,000	50,855,500	2,991,500	00	00	00	00	00
2310010100401	ALIMENTOS Y BEBIDAS - TALENTO HUMANO / S.G.P. CSF	334,835,000	00	334,835,000	53,847,000	50,855,500	2,991,500	00	00	00	00	00
2310010100402	MATERIALES Y BEBIDAS -	25,000,000	00	25,000,000	00	00	00	00	00	00	00	00
2310010100402	MATERIALES Y SUMINISTROS / RENTAS CEDIDAS	25,000,000	00	25,000,000	00	00	00	00	00	00	00	00

5

EJECUCION PRESUPUESTAL DE GASTOS
CORRESPONDIENTE AL MES DE ENERO DE 2017

RUBRO	DESCRIPCION	APROPRIACION INICIAL	MODIFICACIONES	APROPRIACION VIGENTE	DISPONIBILIDADES	COMPROMISOS	DISPONIBILIDADES ABIERTAS	OBLIGACIONES	PAGOS ANTERIORES	PAGOS DEL MES	PAGOS ACUMULADOS	OBLIGACIONES POR PAGAR
		1	2	3	4	5	6=(4-5)	7	8	9	10=(8+9)	11=(7-10)
2310010100403	COMPRA DE EQUIPOS	5,000,000	00	5,000,000	00	00	00	00	00	00	00	00
2310010100403	ALIMENTOS Y BEBIDAS - COMPRA DE EQUIPOS / RENTAS CEDIDAS	5,000,000	00	5,000,000	00	00	00	00	00	00	00	00
23100101005	MEDICAMENTO Y DISPOSITIVOS	198,660,000	00	198,660,000	33,480,000	31,620,000	1,860,000	00	00	00	00	00
2310010100501	IVC DE LOS MED E INSUMOS MEDICOS - TALENTO HUMANO	198,660,000	00	198,660,000	33,480,000	31,620,000	1,860,000	00	00	00	00	00
2310010100501	MEDICAMENTO Y DISPOSITIVOS MEDICOS - TALENTO HUMANO / S.G.P. CSF	198,660,000	00	198,660,000	33,480,000	31,620,000	1,860,000	00	00	00	00	00
2310010100502	MATERIALES Y SUMINISTROS	00	00	00	00	00	00	00	00	00	00	00
23100101006	IVC EN SALUD OCUPACIONAL	00	00	00	00	00	00	00	00	00	00	00
2310010100601	IVC EN SALUD OCUPACIONAL TALENTO HUMANO	00	00	00	00	00	00	00	00	00	00	00
2310010100602	MATERIALES Y SUMINISTROS	00	00	00	00	00	00	00	00	00	00	00
23100101007	ENFERMEDADES TRANSMITIDAS POR VECTORES	403,587,000	00	403,587,000	26,990,000	25,585,000	1,405,000	00	00	00	00	00
2310010100701	ENFERMEDADES TRANSMITIDAS POR VECTORES - TALENTO HUMANO	403,587,000	00	403,587,000	26,990,000	25,585,000	1,405,000	00	00	00	00	00
2310010100701	ENFERMEDADES TRANSMITIDAS POR VECTORES - TALENTO HUMANO / S.G.P. CSF	403,587,000	00	403,587,000	26,990,000	25,585,000	1,405,000	00	00	00	00	00
23100101008	ZOONOSIS	673,924,000	00	673,924,000	56,880,000	53,720,000	3,160,000	00	00	00	00	00
2310010100801	ZOONOSIS - TALENTO HUMANO	603,924,000	00	603,924,000	56,880,000	53,720,000	3,160,000	00	00	00	00	00
2310010100801	ZOONOSIS - TALENTO HUMANO / S.G.P. CSF	603,924,000	00	603,924,000	56,880,000	53,720,000	3,160,000	00	00	00	00	00
2310010100802	MATERIALES Y SUMINISTROS	60,000,000	00	60,000,000	00	00	00	00	00	00	00	00
2310010100802	ZOONOSIS - MATERIALES Y SUMINISTROS / RENTAS CEDIDAS	60,000,000	00	60,000,000	00	00	00	00	00	00	00	00
2310010100803	COMPRA DE EQUIPO	10,000,000	00	10,000,000	00	00	00	00	00	00	00	00
2310010100803	ZOONOSIS - COMPRA DE EQUIPO / RENTAS CEDIDAS	10,000,000	00	10,000,000	00	00	00	00	00	00	00	00
23100101009	INSPECCION Y VIGILANCIA EN	00	00	00	00	00	00	00	00	00	00	00
2310010100901	INSPECCION Y VIGILANCIA EN SALUD AMBIENTAL TALENTO HUMANO	00	00	00	00	00	00	00	00	00	00	00
23100101010	APOYO AL AREA MISIONAL	304,965,000	00	304,965,000	304,965,000	304,965,000	00	00	00	00	00	00
2310010101001	APOYO AL AREA MISIONAL TALENTO HUMANO	304,965,000	00	304,965,000	304,965,000	304,965,000	00	00	00	00	00	00
2310010101001	APOYO AL AREA MISIONAL TALENTO HUMANO / S.G.P. CSF	304,965,000	00	304,965,000	304,965,000	304,965,000	00	00	00	00	00	00
2310010101002	MATERIALES Y SUMINISTROS	00	00	00	00	00	00	00	00	00	00	00
2310010101003	COMPRA DE EQUIPO	00	00	00	00	00	00	00	00	00	00	00
2310010101004	MANTENIMIENTO	00	00	00	00	00	00	00	00	00	00	00
2310010101005	IMPRESOS Y PUBLICACIONES	00	00	00	00	00	00	00	00	00	00	00
2310010101006	OTROS SERVICIOS	00	00	00	00	00	00	00	00	00	00	00
23100101011	FORTALECIMIENTO INSTITUCIONAL	529,758,562	00	529,758,562	267,615,000	249,367,500	18,247,500	00	00	00	00	00
2310010101101	Fortalecimiento Institucional - Talento Humano	529,758,562	00	529,758,562	267,615,000	249,367,500	18,247,500	00	00	00	00	00

5

EJECUCION PRESUPUESTAL DE GASTOS
CORRESPONDIENTE AL MES DE ENERO DE 2017

RUBRO	DESCRIPCION	APROPRIACION INICIAL	MODIFICACIONES	APROPRIACION VIGENTE	DISPONIBILIDADES	COMPROMISOS	DISPONIBILIDADES ABIERTAS	OBLIGACIONES	PAGOS ANTERIORES	PAGOS DEL MES	PAGOS ACUMULADOS	OBLIGACIONES POR PAGAR
		1	2	3	4	5	6= (4-5)	7	8	9	10 = (8+9)	11=(7-10)
2310010101101	FORTALECIMIENTO INSTITUCIONAL - Talento Humano / S.G.P. CSF	529,758,562	00	529,758,562	267,615,000	249,367,500	18,247,500	00	00	00	00	00
23100101012	PROTECCION Y VIGILANCIA EN	236,570,000	00	236,570,000	48,210,000	26,860,000	21,350,000	00	00	00	00	00
2310010101201	Protección y Vigilancia en Salud Ambiental- Talento Humano	216,570,000	00	216,570,000	48,210,000	26,860,000	21,350,000	00	00	00	00	00
2310010101201	PROTECCION Y VIGILANCIA EN SALUD AMBIENTAL- Talento Humano / S.G.P. CSF	216,570,000	00	216,570,000	48,210,000	26,860,000	21,350,000	00	00	00	00	00
2310010101202	Materiales y suministros	10,000,000	00	10,000,000	00	00	00	00	00	00	00	00
2310010101202	PROTECCION Y VIGILANCIA EN SALUD AMBIENTAL- Materiales y suministros / RENTAS CEDIDAS	10,000,000	00	10,000,000	00	00	00	00	00	00	00	00
2310010101204	Mantenimiento de equipos	10,000,000	00	10,000,000	00	00	00	00	00	00	00	00
2310010101204	Mantenimiento de equipos / RENTAS CEDIDAS	10,000,000	00	10,000,000	00	00	00	00	00	00	00	00
23100101013	SEGURIDAD QUÍMICA Y	389,640,000	00	389,640,000	50,220,000	47,430,000	2,790,000	00	00	00	00	00
2310010101301	SEGURIDAD QUÍMICA Y PROTECCION RADIOLOGICA - Talento Humano	369,640,000	00	369,640,000	50,220,000	47,430,000	2,790,000	00	00	00	00	00
2310010101301	SEGURIDAD QUÍMICA Y PROTECCION RADIOLOGICA - Talento Humano / S.G.P. CSF	369,640,000	00	369,640,000	50,220,000	47,430,000	2,790,000	00	00	00	00	00
2310010101302	Materiales y suministros	10,000,000	00	10,000,000	00	00	00	00	00	00	00	00
2310010101302	SEGURIDAD QUÍMICA Y PROTECCION RADIOLOGICA - Materiales y suministros / RENTAS CEDIDAS	10,000,000	00	10,000,000	00	00	00	00	00	00	00	00
2310010101303	Compra de equipos	10,000,000	00	10,000,000	00	00	00	00	00	00	00	00
2310010101303	SEGURIDAD QUÍMICA Y PROTECCION RADIOLOGICA - Compra de equipos / RENTAS CEDIDAS	10,000,000	00	10,000,000	00	00	00	00	00	00	00	00
23100102	CONTRATACION DE INSUMOS Y	401,605,615	00	401,605,615	220,000,000	00	220,000,000	00	00	00	00	00
23100102	CONTRATACION DE INSUMOS Y PRESTACION DE SERVICIOS / RENTAS CEDIDAS	401,605,615	00	401,605,615	220,000,000	00	220,000,000	00	00	00	00	00
231002	SUBCUENTA ETV	400,000	00	400,000	00	00	00	00	00	00	00	00
23100201	COMPONENTE DENGUE	100,000	00	100,000	00	00	00	00	00	00	00	00
23100201	COMPONENTE DENGUE / MINPROTECCION ETV	100,000	00	100,000	00	00	00	00	00	00	00	00
23100202	COMPONENTE MALARIA	100,000	00	100,000	00	00	00	00	00	00	00	00
23100202	COMPONENTE MALARIA / MINPROTECCION ETV	100,000	00	100,000	00	00	00	00	00	00	00	00
23100203	COMPONENTE CHAGAS	100,000	00	100,000	00	00	00	00	00	00	00	00
23100203	COMPONENTE CHAGAS / MINPROTECCION ETV	100,000	00	100,000	00	00	00	00	00	00	00	00
23100204	COMPONENTE LEISHMANIASIS	100,000	00	100,000	00	00	00	00	00	00	00	00
23100204	COMPONENTE LEISHMANIASIS / MINPROTECCION ETV	100,000	00	100,000	00	00	00	00	00	00	00	00
231003	SUBCUENTA	00	00	00	00	00	00	00	00	00	00	00

3

EJECUCION PRESUPUESTAL DE GASTOS

CORRESPONDIENTE AL MES DE ENERO DE 2017

RUBRO	DESCRIPCION	APROPACION INICIAL	MODIFICACIONES	APROPACION VIGENTE	DISPONIBILIDADES	COMPROMISOS	DISPONIBILIDADES ABIERTAS	OBLIGACIONES	PAGOS ANTERIORES	PAGOS DEL MES	PAGOS ACUMULADOS	OBLIGACIONES POR PAGAR
		1	2	3	4	5	6=(4-5)	7	8	9	10=(8+9)	11=(7+10)
23100301	VIGILANCIA EVENTOS SALUD PUBLICA	00	00	00	00	00	00	00	00	00	00	00
23100302	SEGURIDAD SANITARIA GESTION AMBIENTAL	00	00	00	00	00	00	00	00	00	00	00
23100303	APOYO A LA GESTION	00	00	00	00	00	00	00	00	00	00	00
2390	DEFICIT FISCAL	00	00	00	00	00	00	00	00	00	00	00
3	Reserva de Apropriación	4,864,000	00	4,864,000	4,864,000	4,864,000	00	00	00	00	00	00
31	GASTOS FUNCIONAMIENTO	00	00	00	00	00	00	00	00	00	00	00
3102	GASTOS GENERALES	00	00	00	00	00	00	00	00	00	00	00
310204	ADQUISICIÓN BIENES Y SERVICIOS	00	00	00	00	00	00	00	00	00	00	00
310204005	MANTENIMIENTO	00	00	00	00	00	00	00	00	00	00	00
310204005005	SERVICIO DE SEGURIDAD Y VIGILANCIA	00	00	00	00	00	00	00	00	00	00	00
310204005005	SERVICIO DE SEGURIDAD Y VIGILANCIA / RENTAS CEDIDAS	00	00	00	00	00	00	00	00	00	00	00
33	GASTOS DE INVERSION	4,864,000	00	4,864,000	4,864,000	4,864,000	00	00	00	00	00	00
3310	OTROS GASTOS DE INVERSION	4,864,000	00	4,864,000	4,864,000	4,864,000	00	00	00	00	00	00
331001	SUBCUENTA UES	4,864,000	00	4,864,000	4,864,000	4,864,000	00	00	00	00	00	00
33100101	CONTRATACION DE INSUMOS Y PRESTACION DE SERVICIOS	4,864,000	00	4,864,000	4,864,000	4,864,000	00	00	00	00	00	00
33100101007	IVC de las Enfermedades de Transmisión Vectorial	4,864,000	00	4,864,000	4,864,000	4,864,000	00	00	00	00	00	00
3310010100701	IVC de las ETV - Talento Humano	4,864,000	00	4,864,000	4,864,000	4,864,000	00	00	00	00	00	00
3310010100701	IVC de las ETV - Talento Humano / S.G.P. CSF	4,864,000	00	4,864,000	4,864,000	4,864,000	00	00	00	00	00	00
4	Reservas de Caja	1,419,823,710	00	1,419,823,710	1,419,823,710	1,419,823,710	00	1,419,823,710	00	108,199,997	108,199,997	1,311,623,713
41	GASTOS FUNCIONAMIENTO	1,106,343,240	00	1,106,343,240	1,106,343,240	1,106,343,240	00	1,106,343,240	00	31,613,356	31,613,356	1,074,729,864
4101	GASTOS DE PERSONAL	60,000,000	00	60,000,000	60,000,000	60,000,000	00	60,000,000	00	00	00	60,000,000
410102	SERVICIOS PERSONALES INDIRECTOS	60,000,000	00	60,000,000	60,000,000	60,000,000	00	60,000,000	00	00	00	60,000,000
41010202	HONORARIOS	60,000,000	00	60,000,000	60,000,000	60,000,000	00	60,000,000	00	00	00	60,000,000
41010202	HONORARIOS / RENTAS CEDIDAS	60,000,000	00	60,000,000	60,000,000	60,000,000	00	60,000,000	00	00	00	60,000,000
4102	GASTOS GENERALES	1,029,134,462	00	1,029,134,462	1,029,134,462	1,029,134,462	00	1,029,134,462	00	14,500,000	14,500,000	1,014,634,462
410204	ADQUISICIÓN BIENES Y SERVICIOS	1,029,134,462	00	1,029,134,462	1,029,134,462	1,029,134,462	00	1,029,134,462	00	14,500,000	14,500,000	1,014,634,462
410204001	COMPRA DE EQUIPO	193,264,202	00	193,264,202	193,264,202	193,264,202	00	193,264,202	00	00	00	193,264,202
410204001001	EQUIPO DE SISTEMAS	113,764,202	00	113,764,202	113,764,202	113,764,202	00	113,764,202	00	00	00	113,764,202
410204001001	EQUIPO DE SISTEMAS / RENTAS CEDIDAS	113,764,202	00	113,764,202	113,764,202	113,764,202	00	113,764,202	00	00	00	113,764,202
410204001002	OTRAS COMPRAS DE EQUIPO	79,500,000	00	79,500,000	79,500,000	79,500,000	00	79,500,000	00	00	00	79,500,000
410204001002	OTRAS COMPRAS DE EQUIPO / RENTAS CEDIDAS	79,500,000	00	79,500,000	79,500,000	79,500,000	00	79,500,000	00	00	00	79,500,000
410204002	ENSERES Y EQUIPO DE OFICINA	178,032,710	00	178,032,710	178,032,710	178,032,710	00	178,032,710	00	00	00	178,032,710
410204002002	OTROS ENSERES Y EQUIPO DE OFICINA	178,032,710	00	178,032,710	178,032,710	178,032,710	00	178,032,710	00	00	00	178,032,710
410204002002	OTROS ENSERES Y EQUIPO DE OFICINA / RENTAS CEDIDAS	178,032,710	00	178,032,710	178,032,710	178,032,710	00	178,032,710	00	00	00	178,032,710

EJECUCION PRESUPUESTAL DE GASTOS
CORRESPONDIENTE AL MES DE ENERO DE 2017

RUBRO	DESCRIPCION	APROPIACION INICIAL	MODIFICACIONES	APROPIACION VIGENTE	DISPONIBILIDADES	COMPROMISOS	DISPONIBILIDADES ABIEKTAS	OBLIGACIONES	PAGOS ANTERIORES	PAGOS DEL MES	PAGOS ACUMULADOS	OBLIGACIONES POR PAGAR
		1	2	3	4	5	6=(4-5)	7	8	9	10 = (8+9)	11=(7-10)
410204004	MATERIALES Y SUMINISTROS	42,242,078	00	42,242,078	42,242,078	42,242,078	00	42,242,078	00	00	00	42,242,078
410204004001	DOTACION	38,610,600	00	38,610,600	38,610,600	38,610,600	00	38,610,600	00	00	00	38,610,600
410204004001	DOTACION / RENTAS CEDIDAS	38,610,600	00	38,610,600	38,610,600	38,610,600	00	38,610,600	00	00	00	38,610,600
410204004004	PRODUCTOS DE CAFETERIA Y RESTAURANTE / RENTAS	3,631,478	00	3,631,478	3,631,478	3,631,478	00	3,631,478	00	00	00	3,631,478
410204004004	PRODUCTOS DE CAFETERIA Y RESTAURANTE / RENTAS CEDIDAS	3,631,478	00	3,631,478	3,631,478	3,631,478	00	3,631,478	00	00	00	3,631,478
410204005	MANTENIMIENTO	269,657,041	00	269,657,041	269,657,041	269,657,041	00	269,657,041	00	00	00	269,657,041
410204005002	MANTENIMIENTO DE BIENES MUEBLES EQUIPOS Y ENSERES	71,689,797	00	71,689,797	71,689,797	71,689,797	00	71,689,797	00	00	00	71,689,797
410204005002	MANTENIMIENTO DE BIENES MUEBLES EQUIPOS Y ENSERES / RENTAS CEDIDAS	71,689,797	00	71,689,797	71,689,797	71,689,797	00	71,689,797	00	00	00	71,689,797
410204005005	SERVICIO DE SEGURIDAD Y VIGILANCIA / RENTAS CEDIDAS	158,715,948	00	158,715,948	158,715,948	158,715,948	00	158,715,948	00	00	00	158,715,948
410204005005	SERVICIO DE SEGURIDAD Y VIGILANCIA / RENTAS CEDIDAS	158,715,948	00	158,715,948	158,715,948	158,715,948	00	158,715,948	00	00	00	158,715,948
410204005007	MANTENIMIENTO DE SOFTWARE / RENTAS CEDIDAS	39,251,296	00	39,251,296	39,251,296	39,251,296	00	39,251,296	00	00	00	39,251,296
410204005007	MANTENIMIENTO DE SOFTWARE / RENTAS CEDIDAS	39,251,296	00	39,251,296	39,251,296	39,251,296	00	39,251,296	00	00	00	39,251,296
410204006	COMUNICACION Y TRANSPORTE	29,312,323	00	29,312,323	29,312,323	29,312,323	00	29,312,323	00	00	00	29,312,323
410204006001	CORREO	1,598,040	00	1,598,040	1,598,040	1,598,040	00	1,598,040	00	00	00	1,598,040
410204006001	CORREO / RENTAS CEDIDAS	1,598,040	00	1,598,040	1,598,040	1,598,040	00	1,598,040	00	00	00	1,598,040
410204006002	SERVICIO DE TRANSMISION DE INFORMACION / RENTAS CEDIDAS	27,714,283	00	27,714,283	27,714,283	27,714,283	00	27,714,283	00	00	00	27,714,283
410204006002	SERVICIO DE TRANSMISION DE INFORMACION / RENTAS CEDIDAS	27,714,283	00	27,714,283	27,714,283	27,714,283	00	27,714,283	00	00	00	27,714,283
410204007	IMPRESOS Y PUBLICACIONES	29,782,250	00	29,782,250	29,782,250	29,782,250	00	29,782,250	00	00	00	29,782,250
410204007002	OTROS GASTOS POR IMPRESOS Y PUBLICACIONES	29,782,250	00	29,782,250	29,782,250	29,782,250	00	29,782,250	00	00	00	29,782,250
410204007002	OTROS GASTOS POR IMPRESOS Y PUBLICACIONES / RENTAS CEDIDAS	29,782,250	00	29,782,250	29,782,250	29,782,250	00	29,782,250	00	00	00	29,782,250
410204009	SEGUROS	26,031,890	00	26,031,890	26,031,890	26,031,890	00	26,031,890	00	14,500,000	14,500,000	11,531,890
410204009002	SEGURO DE RESPONSABILIDAD CIVIL	11,531,890	00	11,531,890	11,531,890	11,531,890	00	11,531,890	00	00	00	11,531,890
410204009002	SEGURO DE RESPONSABILIDAD CIVIL / RENTAS CEDIDAS	11,531,890	00	11,531,890	11,531,890	11,531,890	00	11,531,890	00	00	00	11,531,890
410204009003	OTROS SEGUROS	14,500,000	00	14,500,000	14,500,000	14,500,000	00	14,500,000	00	14,500,000	14,500,000	00
410204009003	OTROS SEGUROS / RENTAS CEDIDAS	14,500,000	00	14,500,000	14,500,000	14,500,000	00	14,500,000	00	14,500,000	14,500,000	00
410204013	CAPACITACION BIENESTAR SOCIAL	233,559,390	00	233,559,390	233,559,390	233,559,390	00	233,559,390	00	00	00	233,559,390
410204013001	SERVICIOS DE BIENESTAR SOCIAL	209,023,828	00	209,023,828	209,023,828	209,023,828	00	209,023,828	00	00	00	209,023,828
410204013001	SERVICIOS DE BIENESTAR SOCIAL / RENTAS CEDIDAS	209,023,828	00	209,023,828	209,023,828	209,023,828	00	209,023,828	00	00	00	209,023,828
410204013002	SERVICIOS DE CAPACITACION	24,535,562	00	24,535,562	24,535,562	24,535,562	00	24,535,562	00	00	00	24,535,562
410204013002	SERVICIOS DE CAPACITACION / RENTAS CEDIDAS	24,535,562	00	24,535,562	24,535,562	24,535,562	00	24,535,562	00	00	00	24,535,562

5

EJECUCION PRESUPUESTAL DE GASTOS

CORRESPONDIENTE AL MES DE ENERO DE 2017

RUBRO	DESCRIPCION	APROPRIACION INICIAL	MODIFICACIONES	APROPRIACION VIGENTE	DISPONIBILIDADES	COMPROMISOS	DISPONIBILIDADES ABIERTAS	OBLIGACIONES	PAGOS ANTERIORES	PAGOS DEL MES	PAGOS ACUMULADOS	OBLIGACIONES POR PAGAR
		1	2	3	4	5	6=(4-5)	7	8	9	10=(8+9)	11=(7-10)
410204015	OTROS GASTOS POR	27,252,578	00	27,252,578	27,252,578	27,252,578	00	27,252,578	00	00	00	27,252,578
410204015002	SALUD OCUPACIONAL	27,252,578	00	27,252,578	27,252,578	27,252,578	00	27,252,578	00	00	00	27,252,578
410204015002	SALUD OCUPACIONAL / RENTAS CEDIDAS	27,252,578	00	27,252,578	27,252,578	27,252,578	00	27,252,578	00	00	00	27,252,578
4103	TRANSFERENCIAS	17,208,778	00	17,208,778	17,208,778	17,208,778	00	17,208,778	00	17,113,356	17,113,356	95,422
410303	DE PREVISION Y SEGURIDAD SOCIAL	17,208,778	00	17,208,778	17,208,778	17,208,778	00	17,208,778	00	17,113,356	17,113,356	95,422
41030301	DE PREVISION Y SEGURIDAD SOCIAL	17,208,778	00	17,208,778	17,208,778	17,208,778	00	17,208,778	00	17,113,356	17,113,356	95,422
41030301004	INTERESES DE CESANTIAS	17,208,778	00	17,208,778	17,208,778	17,208,778	00	17,208,778	00	17,113,356	17,113,356	95,422
41030301004	INTERESES DE CESANTIAS / RENTAS CEDIDAS	17,208,778	00	17,208,778	17,208,778	17,208,778	00	17,208,778	00	17,113,356	17,113,356	95,422
43	GASTOS DE INVERSION	313,480,470	00	313,480,470	313,480,470	313,480,470	00	313,480,470	00	76,586,641	76,586,641	236,893,829
4301	GASTOS DE PERSONAL	56,514,117	00	56,514,117	56,514,117	56,514,117	00	56,514,117	00	56,514,117	56,514,117	00
430106	CONTRIBUCIONES INHERENTES A LA NOMINA SECTOR PRIVADO Y PÚBLICO	56,514,117	00	56,514,117	56,514,117	56,514,117	00	56,514,117	00	56,514,117	56,514,117	00
43010501	ADMINISTRADAS POR EL SECTOR PRIVADO	56,514,117	00	56,514,117	56,514,117	56,514,117	00	56,514,117	00	56,514,117	56,514,117	00
43010501002	FONDOS ADMINISTRADORES DE CESANTIAS PRIVADOS	56,514,117	00	56,514,117	56,514,117	56,514,117	00	56,514,117	00	56,514,117	56,514,117	00
43010501002	FONDOS ADMINISTRADORES DE CESANTIAS PRIVADOS / MINPROTECCION ETV	56,514,117	00	56,514,117	56,514,117	56,514,117	00	56,514,117	00	56,514,117	56,514,117	00
4302	GASTOS GENERALES	22,000,000	00	22,000,000	22,000,000	22,000,000	00	22,000,000	00	00	00	22,000,000
430204	ADQUISICIÓN BIENES Y SERVICIOS	22,000,000	00	22,000,000	22,000,000	22,000,000	00	22,000,000	00	00	00	22,000,000
430204004	MATERIALES Y SUMINISTROS	22,000,000	00	22,000,000	22,000,000	22,000,000	00	22,000,000	00	00	00	22,000,000
430204004	MATERIALES Y SUMINISTROS / MINPROTECCION ETV	22,000,000	00	22,000,000	22,000,000	22,000,000	00	22,000,000	00	00	00	22,000,000
4303	TRANSFERENCIAS	20,234,446	00	20,234,446	20,234,446	20,234,446	00	20,234,446	00	20,072,524	20,072,524	161,922
430303	DE PREVISION Y SEGURIDAD SOCIAL	20,234,446	00	20,234,446	20,234,446	20,234,446	00	20,234,446	00	20,072,524	20,072,524	161,922
430303001	INTERESES DE CESANTIAS	20,234,446	00	20,234,446	20,234,446	20,234,446	00	20,234,446	00	20,072,524	20,072,524	161,922
430303001	INTERESES DE CESANTIAS / MINPROTECCION ETV	6,687,545	00	6,687,545	6,687,545	6,687,545	00	6,687,545	00	6,634,419	6,634,419	53,126
430303001	INTERESES DE CESANTIAS / S.G.P. CSF	13,546,901	00	13,546,901	13,546,901	13,546,901	00	13,546,901	00	13,438,105	13,438,105	108,796
4310	OTROS GASTOS DE INVERSION	214,731,907	00	214,731,907	214,731,907	214,731,907	00	214,731,907	00	00	00	214,731,907
431001	SUBCUESTA UES	214,731,907	00	214,731,907	214,731,907	214,731,907	00	214,731,907	00	00	00	214,731,907
43100101	CONTRATACION DE INSUMOS Y PRESTACION DE SERVICIOS	80,210,764	00	80,210,764	80,210,764	80,210,764	00	80,210,764	00	00	00	80,210,764
43100101002	IVC Agua de Consumo humano y Saneamiento Basico	11,551,871	00	11,551,871	11,551,871	11,551,871	00	11,551,871	00	00	00	11,551,871
4310010100202	Materiales y Suministros	5,113,623	00	5,113,623	5,113,623	5,113,623	00	5,113,623	00	00	00	5,113,623
4310010100202	IVC Agua de Consumo humano y San. Basico-Materiales y Suministros / S.G.P. CSF	5,113,623	00	5,113,623	5,113,623	5,113,623	00	5,113,623	00	00	00	5,113,623
4310010100203	IVC Agua de Consumo humano y San.	6,438,248	00	6,438,248	6,438,248	6,438,248	00	6,438,248	00	00	00	6,438,248

EJECUCION PRESUPUESTAL DE GASTOS
CORRESPONDIENTE AL MES DE ENERO DE 2017


RUBRO	DESCRIPCION	APROPRIACION INICIAL	MODIFICACIONES	APROPRIACION VIGENTE	DISPONIBILIDADES	COMPROMISOS	DISPONIBILIDADES ABIERTAS	OBLIGACIONES	PAGOS ANTERIORES	PAGOS DEL MES	PAGOS ACUMULADOS	OBLIGACIONES POR PAGAR
		1	2	3	4	5	6=(4-5)	7	8	9	10 = (8+9)	11=(7+10)
4310010100203	IVC Agua de Cons.Humano y San. Basico-Compra de Equipo / S.G.P. CSF	6,438,248	00	6,438,248	6,438,248	6,438,248	00	6,438,248	00	00	00	6,438,248
43100101004	IVC de Alimentos y Bebidas	17,725,000	00	17,725,000	17,725,000	17,725,000	00	17,725,000	00	00	00	17,725,000
4310010100402	Materiales y Suministros	17,725,000	00	17,725,000	17,725,000	17,725,000	00	17,725,000	00	00	00	17,725,000
4310010100402	IVC de Alimentos y Bebidas alcoholicas Materiales y Suministros/ S.G.P. CSF	17,725,000	00	17,725,000	17,725,000	17,725,000	00	17,725,000	00	00	00	17,725,000
43100101009	Inspeccion y Vigilancia en Salud	1,280,000	00	1,280,000	1,280,000	1,280,000	00	1,280,000	00	00	00	1,280,000
4310010100901	Inspeccion y Vigilancia en Salud Ambiental-Talento Humano	1,280,000	00	1,280,000	1,280,000	1,280,000	00	1,280,000	00	00	00	1,280,000
4310010100901	Inspeccion y Vigilancia en Salud Ambiental-Talento Humano / S.G.P. CSF	1,280,000	00	1,280,000	1,280,000	1,280,000	00	1,280,000	00	00	00	1,280,000
43100101010	Apoyo al Area Misional	49,653,893	00	49,653,893	49,653,893	49,653,893	00	49,653,893	00	00	00	49,653,893
4310010101005	Impresos y Publicaciones	49,653,893	00	49,653,893	49,653,893	49,653,893	00	49,653,893	00	00	00	49,653,893
4310010101005	Impresos y Publicaciones / S.G.P. CSF	49,653,893	00	49,653,893	49,653,893	49,653,893	00	49,653,893	00	00	00	49,653,893
4310010102	CONTRATACION DE INSUMOS Y	134,521,143	00	134,521,143	134,521,143	134,521,143	00	134,521,143	00	00	00	134,521,143
43100102	CONTRATACION DE INSUMOS Y PRESTACION DE SERVICIOS / RENTAS CEDIDAS	134,521,143	00	134,521,143	134,521,143	134,521,143	00	134,521,143	00	00	00	134,521,143
8	Pasivo exigible	7,485,301	00	7,485,301	7,485,301	7,485,301	00	00	00	00	00	00
81	GASTOS FUNCIONAMIENTO	00	00	00	00	00	00	00	00	00	00	00
8102	GASTOS GENERALES	00	00	00	00	00	00	00	00	00	00	00
810204	ADQUISICIÓN BIENES Y SERVICIOS	00	00	00	00	00	00	00	00	00	00	00
810204005	MANTENIMIENTO	00	00	00	00	00	00	00	00	00	00	00
810204005001	MANTENIMIENTO DE BIENES INMUEBLES	00	00	00	00	00	00	00	00	00	00	00
810204005001	MANTENIMIENTO DE BIENES INMUEBLES / RENTAS CEDIDAS	00	00	00	00	00	00	00	00	00	00	00
83	GASTOS DE INVERSION	7,485,300	00	7,485,300	7,485,300	7,485,300	00	00	00	00	00	00
8310	OTROS GASTOS DE INVERSION	7,485,300	00	7,485,300	7,485,300	7,485,300	00	00	00	00	00	00
831001	SUBCUENTA UES	3,155,100	00	3,155,100	3,155,100	3,155,100	00	00	00	00	00	00
83100101	CONTRATACION DE INSUMOS Y PRESTACION DE SERVICIOS	3,155,100	00	3,155,100	3,155,100	3,155,100	00	00	00	00	00	00
83100101007	IVC de las Enfermedades de Transmisión Vectorsial	1,790,100	00	1,790,100	1,790,100	1,790,100	00	00	00	00	00	00
8310010100701	IVC de las ETV - Talento Humano	1,790,100	00	1,790,100	1,790,100	1,790,100	00	00	00	00	00	00
8310010100701	IVC de las ETV - Talento Humano / S.G.P. CSF	1,790,100	00	1,790,100	1,790,100	1,790,100	00	00	00	00	00	00
83100101010	Apoyo al Area Misional	1,365,000	00	1,365,000	1,365,000	1,365,000	00	00	00	00	00	00
8310010101001	Apoyo al Area Misional - Talento Humano	1,365,000	00	1,365,000	1,365,000	1,365,000	00	00	00	00	00	00
8310010101001	Apoyo al Area Misional - Talento Humano / S.G.P. CSF	1,365,000	00	1,365,000	1,365,000	1,365,000	00	00	00	00	00	00
831003	SUBCUENTA	4,330,200	00	4,330,200	4,330,200	4,330,200	00	00	00	00	00	00

✓

EJECUCION PRESUPUESTAL DE GASTOS

CORRESPONDIENTE AL MES DE ENERO DE 2017

RUBRO	DESCRIPCION	APROPRIACION INICIAL	MODIFICACIONES	APROPRIACION VIGENTE	DISPONIBILIDADES	COMPROMISOS	DISPONIBILIDADES ABIERTAS	OBLIGACIONES	PAGOS ANTERIORES	PAGOS DEL MES	PAGOS ACUMULADOS	OBLIGACIONES POR PAGAR
		1	2	3	4	5	6=(4-5)	7	8	9	10=(8+9)	11=(7-10)
83100301	VIGILANCIA EVENTOS SALUD PUBLICA	00	00	00	00	00	00	00	00	00	00	00
83100301	VIGILANCIA EVENTOS SALUD PUBLICA / S G P CSF	00	00	00	00	00	00	00	00	00	00	00
83100302	SEGURIDAD SANITARIA GESTION	4,330,200	00	4,330,200	4,330,200	4,330,200	00	00	00	00	00	00
83100302	SEGURIDAD SANITARIA GESTION AMBIENTAL / S G P CSF	4,330,200	00	4,330,200	4,330,200	4,330,200	00	00	00	00	00	00


Ing. DIEGO VICTORIA MEJIA
Director General


Dra. DIALMA ALEJANDRA REYES SOTELO
Subdirector Administrativo


Ing. LILIANA BETTY BARROS QUIÑONES
Profesional Universitario